



# **Discussion Papers In Economics And Business**

Dynamic bankruptcy procedure with asymmetric  
information between insiders and outsiders

Michi NISHIHARA, Takashi SHIBATA

Discussion Paper 17-18

Graduate School of Economics and  
Osaka School of International Public Policy (OSIPP)  
Osaka University, Toyonaka, Osaka 560-0043, JAPAN

Dynamic bankruptcy procedure with asymmetric  
information between insiders and outsiders

Michi NISHIHARA, Takashi SHIBATA

Discussion Paper 17-18

July 2017

Graduate School of Economics and  
Osaka School of International Public Policy (OSIPP)  
Osaka University, Toyonaka, Osaka 560-0043, JAPAN

# Dynamic bankruptcy procedure with asymmetric information between insiders and outsiders\*

Michi NISHIHARA<sup>†</sup> Takashi SHIBATA<sup>‡</sup>

## Abstract

We develop a dynamic model in which a distressed firm optimizes the bankruptcy choice and its timing. When the distressed firm's shareholders sell the assets, they are better informed about the asset value than outsiders are. We show that this asymmetric information can delay the asset sales to signal asset quality to outsiders. More debt and lower asset value can reduce the signaling cost and mitigate the asset sales delay. Notably, we show that the firm changes the bankruptcy choice from selling out to liquidation bankruptcy when the signaling cost associated with selling out is high. This distortion in the bankruptcy choice greatly lowers the debt value, whereas it has a weak impact on the equity value.

**JEL Classifications Code:** D82; G13; G33.

**Keywords:** bankruptcy; adverse selection; asymmetric information; signaling game; real options; M&A.

---

\*This version: 10 July, 2017. We thank Junichi Imai, Haejun Jeon, Mami Kobayashi, Yue Kuen Kwok, Yuki Sato, Ryuta Takashima, and Neng Wang for their helpful suggestions. We also thank the participants at the 18th Asia Pacific Management Conference, the Winter Workshop on Operations Research, Finance and Mathematics in 2017, the Spring National Conference of Operations Research Society of Japan in 2017, the 5th Asian Quantitative Finance Conference, and Nippon Finance Association 25th Annual Conference for helpful feedback. This work was supported by the JSPS KAKENHI (Grant number JP26350424, JP26242028, JP17K01254, JP16KK0083, JP17H02547) and the JSPS Postdoctoral Fellowships for Research Abroad. This paper was partially written when Michi Nishihara was a JSPS Postdoctoral Fellow for Research Abroad (Visiting Researcher at the Swiss Finance Institute, École polytechnique fédérale de Lausanne). The authors thank the Swiss Finance Institute (especially, Erwan Morellec) and the JSPS Postdoctoral Fellowships for Research Abroad.

<sup>†</sup>Corresponding Author. Graduate School of Economics, Osaka University, 1-7 Machikaneyama, Toyonaka, Osaka 560-0043, Japan, E-mail: nishihara@econ.osaka-u.ac.jp, Phone: 81-6-6850-5242, Fax: 81-6-6850-5277

<sup>‡</sup>Graduate School of Social Sciences, Tokyo Metropolitan University, 1-1 Minami-Osawa, Hachioji, Tokyo 192-0397, Japan, E-mail: tshibata@tmu.ac.jp, Phone: 81-42-677-2310, Fax: 81-42-677-2298

# 1 Introduction

Since the seminal works by Black and Cox (1976), Leland (1994), Mella-Barral and Perraudin (1997), and Fan and Sundaresan (2000), an increasing number of studies investigate corporate bankruptcy decisions in continuous-time models. In dynamic bankruptcy models, prior works examine bankruptcy timing, debt renegotiation, liquidation, agency conflicts between equity- and debt holders, and so on.<sup>1</sup> However, no study incorporates the stylized fact that a distressed firm has difficulty selling assets due to asymmetric information about asset quality (e.g., Hotchkiss and Mooradian (1998), Gilson, Hotchkiss, and Ruback (2000), and Povel and Singh (2006)) into dynamic bankruptcy models.

To our knowledge, this is the first study that incorporates asymmetric information between insiders and outsiders in a dynamic bankruptcy model. In this novel framework, we address several questions. How can a distressed firm use asset sales timing as a signaling tool to resolve informational issues? How does asymmetric information affect bankruptcy timing and the procedure, as well as the debt and equity values?

Our model builds on the standard setup in Mella-Barral and Perraudin (1997). Shareholders of a distressed firm make a bankruptcy choice between selling out and default, as well as its timing.<sup>2</sup> The model does not distinguish between shareholders and managers, assuming that managers act in shareholders' interests. Selling out is a rather successful exit. Indeed, shareholders sell all assets and obtain the residual value, that is, the sales price minus the face value of debt, while debt holders are repaid the face value of debt. On the other hand, default is an unsuccessful exit. Shareholders stop coupon payments of debt, and the former debt holders take over the firm and can either instantly sell assets (called liquidation bankruptcy) or operate the firm (called operating concern bankruptcy). A fraction of the firm value is lost to bankruptcy costs associated with ownership change.

We add asymmetric information about asset quality to this standard setup. To be precise, the firm's shareholders are better informed than outsiders about whether the firm's running cost is high or low.<sup>3</sup> The market value of assets will be higher as the running cost is lower. Shareholders cannot directly transmit information about whether the firm is a high- or low-cost type to outsiders. Although outsiders cannot directly observe the firm's type, they can guess the firm's type through the sales timing.

In the model, we derive a separating equilibrium where the low-cost firm can separate itself from the high-cost firm through its bankruptcy choice and timing, and the firm's

---

<sup>1</sup>An incomplete list includes Mella-Barral (1999), Francois and Morellec (2004), Broadie, Chernov, and Sundaresan (2007), Lambrecht and Myers (2008), Gryglewicz (2011), Moraux and Silaghi (2014), Christensen, Flor, Lando, and Miltersen (2014), Correia and Poblacion (2015), and Nishihara and Shibata (2016).

<sup>2</sup>Although Mella-Barral and Perraudin (1997) also examine renegotiation between equity- and debt holders, we exclude the possibility of debt renegotiation to focus on asymmetric information between insiders and outsiders.

<sup>3</sup>For simplicity, we consider the case with two types. Our key findings remain unchanged, even if we consider a case with a continuum of types, following Grenadier and Malenko (2011).

type is perfectly revealed to outsiders. In equilibrium, the low-cost firm's bankruptcy choice and timing can change with asymmetric information, while the high-cost firm's bankruptcy choice and timing remain unchanged. In other words, the low-cost firms pay all costs due to asymmetric information.

First, we show that asymmetric information can delay the low-cost firm's sales timing because the firm signals its asset quality to outsiders by delaying sales until the point at which the high-cost firm cannot imitate the low-cost firm's sales. In the delayed sales case, only shareholders pay signaling costs, and debt holders suffer no loss due to asymmetric information because they are retired the face value of debt. Although a number of studies investigated a distressed firm's asset sales with depressed prices (cf. fire sales in Shleifer and Vishny (1992), Pulvino (1998), and Eckbo and Thorburn (2008)), this is the first to reveal that a distressed firm can potentially avoid fire sales due to information issues by delaying asset sales.

Although our result is novel in the context of liquidation timing, the mechanism is consistent with that of the prior literature on dynamic trading between informed sellers and uninformed buyers (e.g., Janssen and Roy (2002), Fuchs and Skrzypacz (2013), and Fuchs, Green, and Papanikolaou (2016)). Actually, in dynamic models, unlike the static adverse selection models (cf. Akerlof (1970)), the sales timing becomes a signal of asset quality to outsiders. The empirical evidence in Adelino, Gerardi, and Hartman-Glaser (2017) supports the result that informed sellers signal quality by delaying sales in the mortgage market.

With respect to the delayed sales timing, we find two results that differ from those in the standard literature on dynamic liquidation timing models. One is the impact of existing debt on the sales timing. Under symmetric information, the sales timing is independent of debt because the face value of debt is retired to creditors (cf. Mella-Barral and Perraudin (1997)). In contrast to this standard result, we show that higher debt can accelerate sales. Indeed, higher debt decreases the residual value from selling out and hence decreases the incentive for the high-cost firm to imitate the low-cost firm's sales. Thus, higher debt can play a positive role in alleviating the delay in asset sales timing.

We also find a counter-intuitive impact of asset value on the sales timing. Under symmetric information, higher asset value straightforwardly accelerates asset sales. However, we show that higher asset value can delay asset sales under asymmetric information. This is because higher asset value increases the residual value from selling out and hence increases the incentive for the high-cost firm to imitate the low-cost firm's sales. Thus, higher asset value can play a negative role in intensifying the delay in asset sales timing.

Next, we show that the low-cost firm changes its bankruptcy choice from selling out to liquidation bankruptcy when the signaling cost by delaying sales is higher than the direct cost, that is, the asset value minus the face value of debt. This result strongly contrasts prior findings that shareholders prefer to default if and only if the asset value is lower than the face value of debt. The failure to sell out lowers the firm value and sales price due

to bankruptcy costs. Notably, we find that, in this liquidation bankruptcy case, unlike in the delayed sales case, debt holders suffer severe losses, although shareholders' loss is small. To our knowledge, this is the first study that reveals how equity and debt holders pay information costs due to asymmetric information in the bankruptcy procedure.

Several empirical findings are consistent with our results. For instance, Hotchkiss and Mooradian (1998), Stromberg (2000), and Thorburn (2000) show that distressed firms are more likely to be acquired by better informed firms, including former owners. This finding aligns with our result that the firm is more likely to sell out under symmetric information than under asymmetric information. Stromberg (2000) shows that asset sales to less informed firms lowers sales prices, while Thorburn (2000) shows that debt holders recover more when former owners buy back firms. These findings support our result that asymmetric information can lead to liquidation bankruptcy, where firm sell assets at depressed prices due to bankruptcy costs, and debt holders suffer severe losses.

Our contribution to the literature is three-fold. First, we complement the literature on dynamic bankruptcy decisions (e.g., Leland (1994), Mella-Barral and Perraudin (1997), Lambrecht and Myers (2008), and Gryglewicz (2011)) by showing several new results from asymmetric information between insiders and outsiders. Second, we complement the literature on the asset sales of distressed firms (e.g., Shleifer and Vishny (1992), Maksimovic and Phillips (1998), Stromberg (2000), and Eckbo and Thorburn (2008)) by showing the possibility that a distressed firm can avoid selling assets at depressed prices by delaying the asset sales timing. Lastly, we complement the literature on dynamic signaling models (e.g., Janssen and Roy (2002), Grenadier and Malenko (2011), Daley and Green (2012), and Fuchs, Green, and Papanikolaou (2016)) by showing that a similar mechanism holds in the context of dynamic liquidation timing problems.

The remainder of this paper is organized as follows. We introduce the model setup in Section 2. After Section 3.1 shows the model solution under symmetric information, Section 3.2 shows the equilibrium under asymmetric information. In Section 4, we demonstrate the economic implications along with numerical examples. Section 5 concludes the paper.

## 2 Model Setup

### 2.1 Firm until bankruptcy

The model builds on the standard setup of Mella-Barral and Perraudin (1997) and Lambrecht and Myers (2008). Consider a firm with console debt with coupon  $C$ , that is, the firm continues to pay coupon  $C$  to debt holders until bankruptcy. The firm receives continuous streams of earnings before interest and taxes (EBIT)  $X(t) - w_i$ , where  $X(t)$

follows a geometric Brownian motion

$$dX(t) = \mu X(t)dt + \sigma X(t)dB(t) \quad (t > 0), \quad X(0) = x,$$

where  $B(t)$  denotes the standard Brownian motion defined in a filtered probability space  $(\Omega, \mathcal{F}, \mathbb{P}, \{\mathcal{F}_t\})$  and  $\mu, \sigma (> 0)$  and  $x (> 0)$  are constants. We assume that the initial value,  $X(0) = x$ , is sufficiently high to exclude the firm's bankruptcy at time 0. For convergence, we assume that  $r > \mu$ , where a positive constant  $r$  denotes the risk-free interest rate.

The running cost  $w_i (\geq 0)$  can take two types:  $w_i = w_L$  (low-cost type) and  $w_i = w_H$  (high-cost type), where  $w_L < w_H$ . All agents know the prior probability of the low-cost type,  $q \in (0, 1)$  as well as all information (e.g.,  $X(t)$  and  $C$ ) except for the firm's type  $i$ . Under symmetric information, all agents know the firm's type  $i$  (or equivalently, shareholders can directly prove the firm's type to other agents at no cost), whereas under asymmetric information, only shareholders know the firm's type  $i$  and cannot directly prove the firm's type to other agents. We assume that managers act in the shareholders' interests, and hence we do not distinguish between shareholders and managers.

## 2.2 Bankruptcy choice between selling out and default

As in Mella-Barral and Perraudin (1997) and Lambrecht and Myers (2008), we examine the firm's bankruptcy choice between selling out (liquidation without default) and default. In the sales case (closing the business by scrapping and/or selling assets to outsiders), the firm sells its total assets and receives the sales price from bidder(s). As in Lambrecht (2001), Lambrecht and Myers (2008), and Nishihara and Shibata (2016), we assume that the market value of assets is a linear function

$$\frac{aX(t)}{r - \mu} - \frac{bw_i}{r} + \theta \quad (i = L, H), \quad (1)$$

where  $a \in [0, 1]$ ,  $b \in (0, 1)$ , and  $\theta \geq 0$  are constants.<sup>4</sup> We assume that all agents know the parameter values of  $a, b$ , and  $\theta$ . We can interpret (1) as follows. Bidders are competitive.<sup>5</sup> After partial assets are scrapped and liquidated at a fixed price  $\theta$ , a bidder can perpetually receive cash flows  $aX(t) - bw_i$  from the remaining assets, where  $a < 1$  and  $b < 1$  mean that both the revenues and costs contract due to the decrease in assets. The parameter  $a$  may include synergies in acquisition, that is, an increase in the acquirer's cash flows in the related business. Following the absolute priority rule (APR) of debt, debt holders

---

<sup>4</sup>Although Mella-Barral and Perraudin (1997) assume a rather simple form, that is,  $a = 0$ , we assume that the asset value can depend on the state variable  $X(t)$ . However, we do not directly model fire sales, as Shleifer and Vishny (1992) and Pulvino (1998), among others, discuss. They argue that a distressed firm sells assets at depressed prices because potential bidders in the same industry tend to be financially distressed as well.

<sup>5</sup>Our model presumes asset sales by auction rather than by negotiation. In the real world, a firm in distress is more likely to be acquired by competitive bidding than in a non-distressed situation. For example, refer to Hotchkiss and Mooradian (1998) and Eckbo and Thorburn (2008).

are repaid the face value of debt, which equals  $C/r$  in the case of the console debt. Shareholders receive the residual value, that is,  $(1)$  minus  $C/r$ .

On the other hand, in the default case, shareholders declare default and stop paying coupon  $C$  on the debt; thereafter, debt holders lose coupon payments. Following the APR, at the time of default, debt holders take over the firm, while shareholders receive nothing. Following the standard literature, including Leland (1994), Goldstein, Ju, and Leland (2001), and Lambrecht and Myers (2008), a fraction  $\alpha \in (0, 1)$  of the firm's asset value is lost to the bankruptcy costs (filing fees, attorney fees, etc.) associated with ownership changes at the time of default. Then, the firm value, which former debt holders take over, becomes  $(1 - \alpha)U_i(X(t))$ , where  $U_i(X(t))$  denotes the unlevered firm value with running cost  $w_i$ . Former debt holders either operate the firm as a going concern or sell all assets instantly by  $(1 - \alpha) \times (1)$ .

### 3 Model Solutions

#### 3.1 Symmetric information

As a benchmark, we solve the problem under symmetric information. Outsiders observe the firm's cost  $w_i$  and evaluate the assets using (1) depending on the type  $i$  and state variable  $X(t)$ . When the firm chooses to sell out (we denote the sales case by the subscript 1), the equity value, as in Mella-Barral and Perraudin (1997), becomes the following value function:

$$\begin{aligned}
 E_{i,1}(x) &= \sup_T \mathbb{E} \left[ \int_0^T e^{-rt} (X(t) - w_i - C) dt + e^{-rT} \left( \frac{aX(T)}{r - \mu} - \frac{bw_i}{r} + \theta - \frac{C}{r} \right) \right] \\
 &= \frac{x}{r - \mu} - \frac{w_i + C}{r} + \sup_T \mathbb{E} \left[ e^{-rT} \left( \frac{(a - 1)X(T)}{r - \mu} + \frac{(1 - b)w_i}{r} + \theta \right) \right] \\
 &= \frac{x}{r - \mu} - \frac{w_i + C}{r} + \sup_{x_{i,1}} \left( \frac{x}{x_{i,1}} \right)^\gamma \left( \frac{(a - 1)x_{i,1}}{r - \mu} + \frac{(1 - b)w_i}{r} + \theta \right) \quad (i = L, H),
 \end{aligned} \tag{2}$$

where  $\gamma = 1/2 - \mu/\sigma^2 - \sqrt{(\mu/\sigma^2 - 1/2)^2 + 2r/\sigma^2} (< 0)$ , and sales time  $T$  (we optimize trigger  $x_{i,1}$ ) runs over stopping times.<sup>6</sup>

When the firm chooses to default (we denote the default case by the subscript 2), the equity value, as in Leland (1994) and Goldstein, Ju, and Leland (2001), becomes the

---

<sup>6</sup>We always have  $aX(T)/(r - \mu) - bw_i/r + \theta - C/r \geq 0$  when the firm chooses to sell out rather than default. Accordingly, we do not need to impose a limited liability condition in problem (2).



following value function:

$$\begin{aligned}
E_{i,2}(x) &= \sup_T \mathbb{E} \left[ \int_0^T e^{-rt} (X(t) - w_i - C) dt \right] \\
&= \frac{x}{r - \mu} - \frac{w_i + C}{r} + \sup_T \mathbb{E} \left[ e^{-rT} \left( -\frac{X(T)}{r - \mu} + \frac{w_i + C}{r} \right) \right] \\
&= \frac{x}{r - \mu} - \frac{w_i + C}{r} + \sup_{x_{i,2}} \left( \frac{x}{x_{i,2}} \right)^\gamma \left( -\frac{x_{i,2}}{r - \mu} + \frac{w_i + C}{r} \right) \quad (i = L, H), \quad (3)
\end{aligned}$$

where default time  $T$  (we optimize trigger  $x_{i,2}$ ) runs over stopping times.

As Décamps, Mariotti, and Villeneuve (2006) show,  $\max\{E_{i,1}(x), E_{i,2}(x)\}$  is equal to the result by the dynamic choice between selling out and default if  $X(0) = x$  is higher than the sales trigger.<sup>7</sup> Then, by solving (2) and (3), and comparing  $E_{i,1}(x)$  and  $E_{i,2}(x)$ , we obtain the optimal choice between selling out and default. For the proof of the proposition, see Appendix A.

**Proposition 1 Symmetric information.** *For each type  $i \in \{L, H\}$ , we have the following results. If*

$$\left( \frac{1}{1-a} \right)^{\frac{-\gamma}{1-\gamma}} \geq \frac{w_i + C}{(1-b)w_i + r\theta} \quad (4)$$

*holds, shareholders choose to sell out. The optimal sales trigger is*

$$x_{i,1} = \frac{\gamma(r - \mu)(1-b)w_i + r\theta}{(\gamma - 1)r}. \quad (5)$$

*The equity value is*

$$E_{i,1}(x) = \frac{x}{r - \mu} - \frac{w_i + C}{r} + \left( \frac{x}{x_{i,1}} \right)^\gamma \left( \frac{(a-1)x_{i,1}}{r - \mu} + \frac{(1-b)w_i}{r} + \theta \right). \quad (6)$$

*The debt value is  $D_{i,1}(x) = C/r$  (risk-less debt).*

*If (4) does not hold, shareholders choose to default. The optimal default trigger is*

$$x_{i,2} = \frac{\gamma(r - \mu)(w_i + C)}{(\gamma - 1)r}. \quad (7)$$

*The equity value is*

$$E_{i,2}(x) = \frac{x}{r - \mu} - \frac{w_i + C}{r} + \left( \frac{x}{x_{i,2}} \right)^\gamma \left( -\frac{x_{i,2}}{r - \mu} + \frac{w_i + C}{r} \right). \quad (8)$$

*If*

$$\left( \frac{1}{1-a} \right)^{\frac{-\gamma}{1-\gamma}} < \frac{w_i + C}{(1-b)w_i + r\theta} \leq \frac{1}{1-a} \quad (9)$$

*holds, the debt value is*

$$D_{i,2}(x) = \frac{C}{r} - \left( \frac{x}{x_{i,2}} \right)^\gamma \left( \frac{C}{r} - (1-\alpha) \left( \frac{ax_{i,2}}{r - \mu} - \frac{bw_i}{r} + \theta \right) \right). \quad (10)$$

---

<sup>7</sup>When  $X(0) = x$  is smaller than the sales trigger, the optimal policy can be the dynamic choice as follows. Shareholders choose to default when  $X(t)$  drops to a lower threshold, while they choose to sell out when  $X(t)$  rises to a higher threshold. For details, see Décamps, Mariotti, and Villeneuve (2006).

If (9) does not hold, the debt value is

$$D_{i,2}(x) = \frac{C}{r} - \left(\frac{x}{x_{i,2}}\right)^\gamma \left(\frac{C}{r} - (1 - \alpha)U_i(x_{i,2})\right), \quad (11)$$

where  $U_i(X(t))$  is defined by (6) with  $C = 0$ , that is, the unlevered firm value with running cost  $w_i$ .

The results for  $a = 0$  are essentially the same as those of Mella-Barral and Perraudin (1997); the results in the default case are essentially the same as those of Goldstein, Ju, and Leland (2001). Note that in (6) and (8),  $x/(r - \mu) - (w_i + C)/r$  correspond to the expected value of infinite streams of cash flows  $X(t) - (w_i + C)$ . The third terms in (6) and (8) are the values of the option to sell out and default, respectively. In (10) and (11), the first term  $C/r$  is the face value of debt, that is, the risk-less debt value, while the second term indicates the discount due to default risk. As we show in Appendix B,  $D_{i,2}(x)$  is below the face value due to default risk.

For low  $C$  (compared to the asset value), (4) holds. In this case, shareholders directly sell the total assets to outsiders, and debt holders are retired the face value of debt. Although we refer to this case selling out, Mella-Barral and Perraudin (1997) call this case no bankruptcy because the debt is riskless. The existing debt imposes no efficiency loss, that is, the firm value  $E_{i,1}(x) + C/r$  is equal to the maximum value, which is the unlevered firm value<sup>8</sup>, because the firm avoids incurring bankruptcy costs. In short, the firm is optimally liquidated with no costs.

For intermediate  $C$ , (9) holds, and  $x_{i,2} \leq x_{i,1}$  holds in this region. In this case, shareholders declare default at the default trigger  $x_{i,2}$ , and debt holders are not retired the face value of debt but instead take over the firm. Former debt holders sell the total assets as soon as  $X(t)$  decreases below the sales trigger  $x_{i,1}$ .<sup>9</sup> Due to  $x_{i,2} \leq x_{i,1}$ , they sell the total assets immediately after taking over the firm, although the asset value is less than the face value. Following Mella-Barral and Perraudin (1997), we call this case liquidation bankruptcy which can be related to Chapter 7 (liquidation) bankruptcy in the United States. The existing debt imposes an efficiency loss. Indeed, due to bankruptcy cost  $\alpha$  and delayed liquidation, the firm value  $E_{i,2}(x) + D_{i,2}(x)$  is discounted from the unlevered firm value. In short, the firm inefficiently liquidates by incurring additional costs.

For high  $C$ , (9) does not hold, and  $x_{i,2} > x_{i,1}$  holds. In this case, shareholders declare default at the default trigger  $x_{i,2}$ , and debt holders are not retired at the face value of debt, but instead take over the firm, after which the former debt holders operate the firm as a going concern until  $X(t)$  decreases below the sales trigger  $x_{i,1}$ . Following Mella-Barral and Perraudin (1997), we call this case operating concern bankruptcy. Operating

---

<sup>8</sup>Following Mella-Barral and Perraudin (1997) and Lambrecht and Myers (2008), we omit the tax benefits of debt from the model. Then, the unlevered firm value agrees with the maximum firm value.

<sup>9</sup>Even after default, the sales trigger remains unchanged from  $x_{i,1}$  defined by (5) because both cash flow and asset value are multiplied by  $(1 - \alpha)$ .

concern bankruptcy can be related to Chapter 11 (reorganization) bankruptcy in the United States, although we do not model debt renegotiation and restructuring process.<sup>10</sup> The existing debt imposes an efficiency loss. In fact, due to bankruptcy cost  $\alpha$ , the firm value  $E_{i,2}(x) + D_{i,2}(x)$  is discounted from the unlevered firm value.

Proposition 1 shows that a firm with less debt and higher asset value tends to sell out without default. In addition, if the firm goes into bankruptcy, less debt and higher asset value tend to lead to liquidation bankruptcy rather than operating concern bankruptcy. These results are consistent with the stylized fact that smaller/younger firms with lower leverage ratios are more likely to go into Chapter 7 bankruptcy rather than Chapter 11 bankruptcy (e.g., Bris, Welch, and Zhu (2006)). Another interesting result from Proposition 1 is the impact of cash flow volatility  $\sigma$ . Because  $\partial\gamma/\partial\sigma > 0$ , condition (4) is more likely to hold for lower  $\sigma$ . Intuitively, a higher  $\sigma$  increases the option value of default more than the option value of selling out because the convexity of the option to default is stronger than that for selling out.<sup>11</sup> This implies that a firm with higher cash flow volatility tends to fail to sell out. Although this is not seen in Mella-Barral and Perraudin (1997), who assume  $a = 0$ , this result is consistent with the stylized fact that higher cash flow volatility is more likely to lead to an unsuccessful bankruptcy.

## 3.2 Asymmetric information

Although Section 3.1 assumed that outsiders have perfect knowledge of the distressed firm's asset quality, this is not the case in the real world. Many firms have difficulty selling assets at a fair price, especially during financial distress. In particular, small and/or private firms, which have less transparency and disclosure, pay costs due to strong asymmetric information. For example, refer to Gilson, Hotchkiss, and Ruback (2000), Povel and Singh (2006), and Hotchkiss, John, Mooradian, and Thorburn (2008) on this matter.

Now, suppose that asymmetric information exists between the firm's insiders and outsiders. Only shareholders know the firm's type  $i$ , while outsiders do not observe the firm's type. Intuitively, shareholders of the high-cost firm may have an incentive to imitate the low-cost firm's sales timing and receive a higher asset value (1) with  $i = L$ , whereas shareholders of the low-cost firm have no incentive to imitate the high-cost firm. Shareholders receive nothing when they declare default rather than selling out. Then, shareholders of the high-cost firm have no incentive to imitate the low-cost firm if the low-cost firm

---

<sup>10</sup>A number of papers, including Sundaresan and Wang (2007), Moraux and Silaghi (2014), Christensen, Flor, Lando, and Miltersen (2014), Shibata and Nishihara (2015), and Nishihara and Shibata (2016), incorporate the debt renegotiation and restructuring process into dynamic bankruptcy timing models. It could be interesting for a future study to investigate the effects of asymmetric information on debt renegotiation and the restructuring process.

<sup>11</sup>By the same logic, Kort, Murto, and Pawlina (2010) show that higher volatility is more likely to lead to lumpy rather than stepwise investment.

chooses to default. The default time (the default trigger  $x_{i,2}$  defined by (7)), which is not affected by asymmetric information, reveals the firm's type to outsiders. This means that former debt holders, who take over the firm after default, have no concerns about asymmetric information. This reasoning leads to the following proposition.

**Proposition 2 Low-cost firm default case.**

**Case (I):** Suppose that

$$\left(\frac{1}{1-a}\right)^{\frac{-\gamma}{1-\gamma}} < \frac{w_L + C}{(1-b)w_L + r\theta}, \quad (12)$$

that is, shareholders of the low-cost firm choose to default under symmetric information. The bankruptcy choice and timing, as well as the equity and debt values, of both types of firms are unchanged from those in the case of symmetric information.

When the face value of debt is high compared to asset value, (12) is likely to hold, and asymmetric information has no effects on the bankruptcy procedure. This is straightforward because asymmetric information matters only in the sales case. More interestingly, high volatility  $\sigma$  removes losses due to asymmetric information because (12) is more likely to hold for higher  $\sigma$ . Lambrecht and Myers (2008) and Nishihara and Shibata (2017) argue that risky debt mitigates manager-shareholder conflicts. Although they focus on manager-shareholder conflicts, Proposition 2 complements their results by showing that more debt and higher risks can mitigate insider-outsider conflicts.

Next, suppose that (12) does not hold. Although there can be two types of equilibria, namely, separating (informative) equilibrium and pooling (uninformative) equilibrium, following Janssen and Roy (2002), Grenadier and Malenko (2011), and Adelino, Gerardi, and Hartman-Glaser (2017), we focus only on the least-cost separating equilibrium for the low-cost firm.<sup>12</sup> In equilibrium, shareholders of the low-cost firm optimize the bankruptcy choice and timing within the policies that can separate the low-cost firm from the high-cost firm.

When the low-cost firm prefers to sell out in the separating equilibrium, as in (2), the equity value of the low-cost firm is

$$\begin{aligned} E_L^s(x) &= \sup_T \mathbb{E} \left[ \int_0^T e^{-rt} (X(t) - w_L - C) dt + e^{-rT} \left( \frac{aX(T)}{r-\mu} - \frac{bw_L}{r} + \theta - \frac{C}{r} \right) \right] \\ &= \frac{x}{r-\mu} - \frac{w_L + C}{r} + \sup_T \mathbb{E} \left[ e^{-rT} \left( \frac{(a-1)X(T)}{r-\mu} + \frac{(1-b)w_L}{r} + \theta \right) \right] \\ &= \frac{x}{r-\mu} - \frac{w_L + C}{r} + \sup_{x_L^s} \left( \frac{x}{x_L^s} \right)^\gamma \left( \frac{(a-1)x_L^s}{r-\mu} + \frac{(1-b)w_L}{r} + \theta \right), \end{aligned} \quad (13)$$

where the sales trigger  $x_L^s$  is optimized subject to the following incentive compatibility

---

<sup>12</sup>Most of the literature concentrates on the least-cost separating equilibrium because the standard refinement criteria in Cho and Kreps (1987) eliminate the pooling equilibria. For details, see Grenadier and Malenko (2011).

condition (ICC)

$$\underbrace{\frac{x}{r-\mu} - \frac{w_H + C}{r} + \left(\frac{x}{x_L^s}\right)^\gamma \left(\frac{(a-1)x_L^s}{r-\mu} + \frac{w_H - bw_L}{r} + \theta\right)}_{\text{Value by imitation}} \leq \underbrace{\max\{E_{H,1}(x), E_{H,2}(x)\}}_{\text{Value by truthful action}}. \quad (14)$$

Throughout the paper, the superscript  $s$  represents the separating equilibrium. The left-hand side of (14) is the expected value of the high-cost firm's shareholders who imitate the low-cost firm's sales timing and receive the higher asset value  $ax_L^s/(r-\mu) - bw_L/r + \theta$ , whereas the right-hand side of (14) is the expected value of the high-cost firm's shareholders who truthfully take the first-best policy derived in Proposition 1. Under ICC, shareholders of the high-cost firm are better off following the first-best policy as the high-cost type rather than imitating the low-cost firm's sales timing.<sup>13</sup> Thus, through the sales trigger  $x_L^s$ , outsiders verify the low-cost type and pay the higher asset value  $ax_L^s/(r-\mu) - bw_L/r + \theta$  to the low-cost firm.

Recall that shareholders of the low-cost firm can gain  $E_{L,2}(x)$  by choosing default because the high-cost firm has no incentive to imitate the low-cost firm's default timing. Accordingly, shareholders of the low-cost firm gain  $\max\{E_L^s(x), E_{L,2}(x)\}$ . By solving problem (13) subject to (14) and comparing  $E_L^s(x)$  with  $E_{L,2}(x)$ , we have the least-cost separating equilibrium as follows. For the proof, see Appendix C.

**Proposition 3 Separating equilibrium.** *Suppose that (12) does not hold.*

**Case (II):** *Suppose that  $x_{L,1}$  defined by (5) with  $i = L$  satisfies ICC (14). The bankruptcy choices and timing, as well as the equity and debt values, of both types of firms do not change from those of the symmetric information case.*

**Case (III):** *Suppose that  $x_{L,1}$  does not satisfy ICC (14). We define  $x_L^s \in (0, x_{L,1})$  by equating ICC (14), that is, the solution to*

$$\begin{aligned} & \left(\frac{1}{x_L^s}\right)^\gamma \left(\frac{(a-1)x_L^s}{r-\mu} + \frac{w_H - bw_L}{r} + \theta\right) \\ & = \max\left\{\left(\frac{1}{x_{H,1}}\right)^\gamma \left(\frac{(a-1)x_{H,1}}{r-\mu} + \frac{(1-b)w_H}{r} + \theta\right), \left(\frac{1}{x_{H,2}}\right)^\gamma \left(-\frac{x_{H,2}}{r-\mu} + \frac{w_H + C}{r}\right)\right\}, \end{aligned} \quad (15)$$

where  $x_{H,1}$  and  $x_{H,2}$  are defined by (5) and (7) with  $i = H$ , respectively. Suppose that

$$\left(\frac{1}{x_L^s}\right)^\gamma \left(\frac{(a-1)x_L^s}{r-\mu} + \frac{(1-b)w_L}{r} + \theta\right) \geq \left(\frac{1}{x_{L,2}}\right)^\gamma \left(-\frac{x_{L,2}}{r-\mu} + \frac{w_L + C}{r}\right), \quad (16)$$

where  $x_{L,2}$  is defined by (7) with  $i = L$ . Shareholders of the low-cost firm choose to sell out. The sales trigger is  $x_L^s$ , and the equity value is

$$E_L^s(x) = \frac{x}{r-\mu} - \frac{w_L + C}{r} + \left(\frac{x}{x_L^s}\right)^\gamma \left(\frac{(a-1)x_L^s}{r-\mu} + \frac{(1-b)w_L}{r} + \theta\right). \quad (17)$$

<sup>13</sup>We consider only ICC for the high-cost firm because we can easily check that the solution satisfies ICC for the low-cost firm, that is, the low-cost firm has no incentive to imitate the high-cost type.

The debt value remains unchanged from  $D_{L,1}(x) = C/r$  (risk-less debt). The bankruptcy choice and timing, as well as the equity and debt values, of the high-cost firm do not change from those of the symmetric information case.<sup>14</sup>

**Case (IV):** Suppose that  $x_{L,1}$  does not satisfy ICC (14) and that (16) does not hold. Shareholders of the low-cost firm choose to default. The default trigger is  $x_{L,2}$ , and the equity and debt values of the low-cost firm are  $E_{L,2}(x)$  and  $D_{L,2}(x)$ , defined by (8) and (10) with  $i = L$ , respectively. The bankruptcy choice and timing, as well as the equity and debt values, of the high-cost firm are unchanged from those of the symmetric information case.

In Case (II), the low-cost firm has no incentive to imitate the high-cost firm's first-best sales trigger  $x_{L,1}$ . This case occurs mainly because the firm's types are discrete. We do not have this case when we consider a continuum of types. We omit the explanation here because the results are trivial.

In Case (III), the low-cost firm signals the firm's type to outsiders by decreasing the sales trigger. Figure 1 illustrates the mechanism that determines the sales trigger  $x_L^s$  and equity value  $E_L^s(x)$  in this case. The parameter values are set in Table 1. In the figure, the upper curve shows (13) as a function of  $x_L^s$ , while the lower curve shows the left-hand side of ICC (14) as a function of  $x_L^s$ . Without ICC (14), the equity value is the first-best value  $E_{L,1}(x) = 17.538$  with the sales trigger  $x_{L,1} = 1.03$ . However, the lower curve is above  $\max\{E_{H,1}(x), E_{H,2}(x)\} = E_{H,2}(x) = 11.381$  for  $x_{L,1} = 1.03$ , and hence outsiders cannot distinguish between low- and high-cost firms. The low-cost firm decreases the sales trigger from  $x_{L,1} = 1.03$  to  $x_L^s = 0.851$ , at which the lower curve crosses  $\max\{E_{H,1}(x), E_{H,2}(x)\} = E_{H,2}(x) = 11.381$ , to signal the firm's type to outsiders. Due to the second-best trigger  $x_L^s = 0.851$ , the low-cost firm's equity value  $E_L^s(x) = 17.402$  is below  $E_{L,1}(x) = 17.538$ , but it is still above  $E_{L,2}(x) = 17.296$ .

This logic is in line with that of the literature on dynamic trading between informed sellers and uninformed buyers (e.g., Janssen and Roy (2002), Fuchs and Skrzypacz (2013), and Fuchs, Green, and Papanikolaou (2016)). The delay in sales makes it more costly for the high-cost firm to feign the low-cost type. The low-cost firm can reveal its type to outsiders by delaying the sales timing to the point at which the high-cost firm does not imitate the low-cost firm's policy.<sup>15</sup> Although in Case (III), the signaling cost decreases the equity value from  $E_{L,1}(x)$  to  $E_L^s(x)$ , shareholders of the low-cost firm are better off selling out because  $E_L^s(x) > E_{L,2}(x)$ . Note that lower  $C$ , higher  $\theta$ , higher  $a$ , and lower  $b$

<sup>14</sup>In Case (III), outsiders' belief is given as follows: The firm is a low-cost type at probability one for any sales at a trigger in  $(x, x_L^s]$ , while the firm is a high-cost type at probability one for the other policies. It is easy to check the single crossing condition. In Cases (I), (II), and (IV), outsiders' belief is trivial.

<sup>15</sup>Recently, several papers, including Grenadier and Malenko (2011), Morellec and Schürhoff (2011), and Bustamante (2012), develop real options models under asymmetric information between insiders and outsiders. They focus on the investment and financing timing as a signaling tool, whereas we examine the asset sales timing as a signaling tool.

tend to lead to Case (III). In other words, when the face value of debt is lower than the asset value, the firm tends to adopt the policy of delayed sales.

A number of papers, including those by Shleifer and Vishny (1992), Hotchkiss and Mooradian (1998), Stromberg (2000), and Eckbo and Thorburn (2008), both theoretically and empirically investigate asset sales at discounted prices by firms in financial distress. Nevertheless, to our knowledge, no paper shows that a distressed firm can potentially delay asset sales to keep asset prices higher. Thus, our result complements the literature on distressed firms' fire sales by showing that a distressed firm can avoid fire sales by delaying the asset sales timing as a signaling tool under asymmetric information.

In Case (IV), the signaling cost in the sales decreases the equity value below the equity value in the default case, that is,  $E_L^s(x)$  is lower than  $E_{L,2}(x)$ . In other words, the signaling cost is higher than the direct cost, that is, the asset value minus the face value of debt. Then, shareholders of the low-cost firm give up selling out and resort to a default. They do not change the default trigger from  $x_{L,2}$  because the high-cost firm has no incentive to imitate the low-cost firm's default timing. Although the default trigger does not change from  $x_{L,2}$ , the equity value decreases from the first-best value  $E_{L,1}(x)$  to  $E_{L,2}(x)$  with the change in bankruptcy choice.

In Case (IV), liquidation bankruptcy occurs, in other words, debt holders sell the firm immediately after taking over the firm. Note that outsiders observe that the firm is the low-cost type at the default trigger  $x_{L,2}$ , but asymmetric information affects the debt value. In fact, the debt value changes from the first-best value  $D_{L,1}(x) = C/r$  to  $D_{L,2}(x)$ , defined by (10) with  $i = L$ , with asymmetric information. Case (IV), where neither (16) nor (12) holds, tends to hold when  $C$  is balanced with levels of  $\theta$ ,  $a$ , and  $b$ . In other words, when the face value of debt is close to the asset value, under asymmetric information, the firm can change the bankruptcy choice from selling out to liquidation bankruptcy. This is in sharp contrast with the standard result that a firm goes into default if and only if the asset value is lower than the face value of debt (cf. Mella-Barral and Perraudin (1997)).

Next, we examine costs due to asymmetric information between insiders and outsiders. Note that the high-cost firm's equity and debt values do not change with asymmetric information. We denote by  $E_L^*(x)$  and  $D_L^*(x)$  the equity and debt values under symmetric information, respectively, and denote by  $E_L^{**}(x)$  and  $D_L^{**}(x)$  the equity and debt values under asymmetric information, respectively. Proposition 3 immediately yields the following corollary.

**Corollary 1 Informational cost.**

**Cases (I) and (II):**

$$\begin{aligned} E_L^*(x) - E_L^{**}(x) &= 0 \\ D_L^*(x) - D_L^{**}(x) &= 0 \end{aligned}$$

**Case (III):**

$$\begin{aligned}
E_L^*(x) - E_L^{**}(x) &= \left(\frac{x}{x_{L,1}}\right)^\gamma \left(\frac{(a-1)x_{L,1}}{r-\mu} + \frac{(1-b)w_L}{r} + \theta\right) \\
&\quad - \left(\frac{x}{x_L^s}\right)^\gamma \left(\frac{(a-1)x_L^s}{r-\mu} + \frac{(1-b)w_L}{r} + \theta\right) (> 0) \\
D_L^*(x) - D_L^{**}(x) &= 0
\end{aligned}$$

**Case (IV):**

$$\begin{aligned}
E_L^*(x) - E_L^{**}(x) &= \left(\frac{x}{x_{L,1}}\right)^\gamma \left(\frac{(a-1)x_{L,1}}{r-\mu} + \frac{(1-b)w_L}{r} + \theta\right) \\
&\quad - \left(\frac{x}{x_{L,2}}\right)^\gamma \left(-\frac{x_{L,2}}{r-\mu} + \frac{w_L + C}{r}\right) (> 0) \\
D_L^*(x) - D_L^{**}(x) &= \left(\frac{x}{x_{L,2}}\right)^\gamma \left(\frac{C}{r} - (1-\alpha) \left(\frac{ax_{L,2}}{r-\mu} - \frac{bw_L}{r} + \theta\right)\right)
\end{aligned}$$

In Cases (I) and (II), there is no informational cost because the low-cost firm conducts the first-best policy. In Case (III), the signaling cost equals the informational cost, and hence, shareholders of the low-cost firm pay the cost. Actually, the sales trigger decreases from  $x_{L,1}$  to  $x_L^s$ , which lowers the equity value from  $E_{L,1}(x)$  to  $E_L^s(x)$ . On the other hand, debt holders pay no cost because, as in the symmetric information case, they are retired the face value of debt. The delay in the sales timing does not affect the debt value.

Case (IV) is the most interesting case, where both equity and debt holders pay the informational cost. As we explained above, shareholders give up selling out and lose the residual value, that is, the asset value minus the face value of debt. Although theoretically,  $C/r - (1-\alpha)(ax_{L,2}/r - \mu - bw_L/r + \theta)$  can be negative<sup>16</sup>, this term is always positive for plausible bankruptcy cost  $\alpha \in [0.1, 0.5]$ <sup>17</sup> according to our numerical analysis. This implies that debt holders cannot recover the face value of debt by selling assets. Thus, both equity and debt holders suffer losses due to asymmetric information. In Section 4.1, we will see how equity and debt holders share the informational cost in Case (IV).

## 4 Economic implications

### 4.1 Comparative statics

We set the baseline parameter values in Table 1. We report the baseline results in Table 2 for the parameter values. Recall that the superscript \* denotes symmetric information, while the superscript \*\* denotes asymmetric information. Under symmetric information,

---

<sup>16</sup>This leads to the abnormal result that  $D_L^{**}(x) > C/r$ , which means that the debt value becomes the face value plus the expected gain due to default. Nishihara and Shibata (2017) show that the abnormal result can hold for plausible parameter values with asymmetric information between managers and shareholders.

<sup>17</sup>Recall that a fraction  $\alpha \in (0, 1)$  of the firm's asset value is lost at the time of default.



the low-cost firm prefers to sell out at  $x_{L,1} = 1.03$ , whereas the high-cost firm prefers to default at  $x_{H,2} = 1.28$ . Naturally, the low-cost firm's equity and debt values are higher than those of the high-cost firm. The low-cost firm's debt value  $D_L^*(x)$  is equal to the face value  $C/r = 16.667$ , whereas the high-cost firm's debt value is discounted due to default risk.

Under asymmetric information, Case (III) holds. The low-cost firm lowers the sales trigger from  $x_{L,1} = 1.03$  to  $x_L^s = 0.851$  to signal asset quality to outsiders. Shareholders pay the signaling cost  $E_L^*(x) - E_L^{**}(x) = 0.136$ , whereas debt holders pay no cost due to asymmetric information. Notably, the informational cost is quite low, that is,  $(E_L^*(x) - E_L^{**}(x))/E_L^*(x) = 0.00775$ , although the impact on the sales trigger is large, that is,  $(x_{L,1} - x_L^s)/x_{L,1} = 0.174$ .

#### 4.1.1 Effects of coupon $C$

Figure 2 shows the equity and debt values, as well as the informational costs and bankruptcy triggers with varying levels of coupon  $C$ . Case (III) holds for  $C \leq 1.04$ . In this region of the top right panel, we have  $x_L^* = x_{L,1} = 1.03$  and  $x_L^{**} = x_L^s$ . Under asymmetric information, the low-cost firm sells out at the sales trigger  $x_L^s (< x_{L,1} = 1.03)$  to signal the firm's type to outsiders. The high-cost firm chooses to sell out for  $C \leq 0.94$ , while it chooses to default for  $C > 0.94$ . In the top right panel, the high-cost firm's change in bankruptcy choice generates a kink of  $x_L^{**}$  at  $C = 0.94$  through ICC.

Case (IV) holds for  $C \in (1.04, 1.06]$ . In this region of the top right panel, we have  $x_L^* = x_{L,1} = 1.03$  and  $x_L^{**} = x_{L,2}$ , and hence  $x_L^{**}$  jumps from  $x_L^s$  to  $x_{L,2}$  at  $C = 1.04$ . The debt value  $D_L^{**}(x)$  also jumps from  $C/r$  to  $D_{L,2}(x)$  at  $C = 1.04$ . The low-cost firm changes its bankruptcy choice from selling out to liquidation bankruptcy with asymmetric information. From another viewpoint, the maximum risk-free debt level decreases from  $C = 1.06$  to  $C = 1.04$  due to asymmetric information. When we relate the maximum risk-free debt level to debt capacity, the result is consistent with the stylized fact that stronger asymmetric information (e.g., a higher ratio of intangible assets to tangible assets) decreases the debt capacity.

Case (I) holds for  $C > 1.06$ . In this region of the top right panel, we have  $x_L^* = x_L^{**} = x_{L,2}$ , and hence  $x_L^*$  jumps from  $x_{L,1}$  to  $x_{L,2}$  at  $C = 1.06$ . The debt value  $D_L^*(x)$  also jumps from  $C/r$  to  $D_{L,2}(x)$  at  $C = 1.06$ . In this case, the low-cost firm's first-best bankruptcy choice is default, and asymmetric information does not affect the bankruptcy procedure. For  $C \in (1.06, 1.2]$  in the top right panel,  $x_L^* = x_L^{**} = x_{L,2}$  is less than  $x_{L,1} = 1.03$ , which means liquidation bankruptcy. Note that we have a region of operating concern bankruptcy for much higher  $C$ .

We can see a novel result in the top right panel. Indeed, the sales trigger  $x_L^s$  increases in  $C \in (0.94, 1.04]$  in Case (III). This result is not found in the existing literature. The standard literature (e.g., Mella-Barral and Perraudin (1997)) shows that as in (5), the

sales timing is independent of  $C$  because the firm repays the face value of debt at the time of sales. With asymmetric information, however,  $C$  influences the sales timing through ICC. The mechanism is explained below. For  $C \in (0.94, 1.04]$ , the high-cost firm prefers to default in the first-best case. While a higher  $C$  increases the right-hand side of (15), it does not change the left-hand side of (15). Then, a higher  $C$  increases  $x_L^s$  by (15). In other words, the low-cost firm can increase  $x_L^s$  because a higher  $C$  decreases the incentive for the high-cost firm to imitate the low-cost firm's sales timing.

Although Lambrecht and Myers (2008) also show that a higher  $C$  speeds up closure without default, the mechanism is quite different from ours. They focus on manager-shareholder conflicts rather than asymmetric information between insiders and outsiders. In their model, managers receive a fraction of the cash flows until liquidation, and due to managerial rents, managers have an incentive to delay liquidation. A higher  $C$  speeds up the closure because a higher  $C$  decreases managerial rents and the incentive to delay closure.

We also find some interesting results in the bottom right panel. Informational cost  $E_L^*(x) - E_L^{**}(x)$  decreases in  $C$  in Cases (III) and (IV) because a higher  $C$  decreases the signaling cost. Recall that under symmetric information, the firm value in the sales case agrees with the maximum value, which is the unlevered firm value. On the other hand, under asymmetric information, the firm value with  $C = 0.94$  is the highest because informational cost  $E_L^*(x) - E_L^{**}(x)$  decreases in  $C$  in Cases (III). As we show in Corollary 1, in Case (IV), debt holders also pay an informational cost. Notably, we can see from the bottom right panel that  $D_L^*(x) - D_L^{**}(x)$  is much higher than  $E_L^*(x) - E_L^{**}(x)$  in Case (IV). This suggests that debt holders rather than shareholders suffer severe losses when asymmetric information triggers liquidation bankruptcy that does not occur under symmetric information.

#### 4.1.2 Effects of scrap value $\theta$

Figure 3 shows the equity and debt values, as well as the informational costs and bankruptcy triggers with varying levels of scrap value  $\theta$ . Case (I) holds for  $\theta < 12.32$ , where  $x_L^* = x_L^{**} = x_{L,2} = 0.75$  holds. Case (IV) holds for  $\theta \in (12.32, 12.52]$ , where  $x_L^* = x_{L,1}$  and  $x_L^{**} = x_{L,2} = 0.75$  hold. Case (III) holds for  $\theta > 12.52$ , where  $x_L^* = x_{L,1}$  and  $x_L^{**} = x_L^s$  hold. As in Figure 2, we have a kink at  $\theta = 13.66$  because the high-cost firm chooses to default for  $\theta \leq 13.66$  and to sell out for  $\theta > 13.66$ . For  $\theta \in [12.52, 15]$ ,  $x_{L,2}$  is less than  $x_{L,1}$ , which indicates liquidation bankruptcy.

We find a novel result in the top right panel. The sales trigger  $x_L^s$  decreases in  $\theta \in (12, 52, 13.66]$ , meaning that a higher scrap value  $\theta$  delays the sales timing. This result is novel and is not reported in the existing literature. Indeed, this is opposite to the standard result (cf. Mella-Barral and Perraudin (1997) and Lambrecht and Myers (2008)) that a higher scrap value  $\theta$  accelerates the sales timing. We can explain the mechanism though

ICC as follows. For  $\theta \in (12, 52, 13.66]$ , the high-cost firm prefers to default in the first-best case; hence, its first-best equity value is independent of  $\theta$ . While the right-hand side of (15) is constant, the left-hand side of (15), that is, the imitation value, increases in  $\theta$ . Then, the sales trigger  $x_L^s$  decreases in  $\theta$ . In other words, the low-cost firm lowers  $x_L^s$  because a higher  $\theta$  increases the incentive for the high-cost firm to imitate the low-cost firm's sales timing. Note that for  $\theta > 13.66$ , both the left- and right-hand sides of (15) increase in  $\theta$ , and  $x_L^s$  straightforwardly increases in  $\theta$ .

The bottom right panel indicates several results. Informational cost  $E_L^*(x) - E_L^{**}(x)$  increases in  $\theta$  in Cases (III) and (IV). Only in Case (IV), debt holders also pay an informational cost. As in the bottom right panel of Figure 2,  $D_L^*(x) - D_L^{**}(x)$  is much higher than  $E_L^*(x) - E_L^{**}(x)$  in Case (IV). The impacts of parameters  $a$  and  $b$  are similar to those of  $\theta$ , and we omit their depiction.

#### 4.1.3 Effects of cash flow volatility $\sigma$

Figure 4 shows the equity and debt values, as well as the informational costs and bankruptcy triggers with varying levels of volatility  $\sigma$ . Case (III) holds for  $\sigma \leq 0.223$ , where  $x_L^* = x_{L,1}$  and  $x_L^{**} = x_L^s$  hold. For  $\sigma \in [0.1, 0.223]$ ,  $x_{L,2}$  is below  $x_{L,1}$ , which indicates liquidation bankruptcy. As in Figures 2 and 3, we have a kink at  $\sigma = 0.175$  because the high-cost firm chooses to sell out for  $\sigma \leq 0.175$  and to default for  $\sigma > 0.175$ . Case (IV) holds for  $\sigma \in (0.223, 0.236]$ , where  $x_L^* = x_{L,1}$  and  $x_L^{**} = x_{L,2}$  hold. Case (I) holds for  $\sigma > 0.236$ , where  $x_L^* = x_L^{**} = x_{L,2}$  holds.

In the top panels, regardless of whether the information is symmetric or asymmetric, we can see that a higher  $\sigma$  increases the option value of bankruptcy and decreases the bankruptcy trigger. This aligns with the standard volatility effects (e.g., Dixit and Pindyck (1994)) that a higher  $\sigma$  increases the option value of waiting and delays the exercise of the option. In the left panels, we find that a higher  $\sigma$  causes asset substitution from debt holders to shareholders. This result is consistent with the standard result (e.g., Jensen and Meckling (1976) and Shibata and Nishihara (2010)).

In the bottom right panel, we can see more interesting results. Indeed,  $E_L^*(x) - E_L^{**}(x)$  increases in  $\sigma \in [0.1, 0.175]$  and decreases in  $\sigma \in [0.175, 0.223]$  in Case (III). We can explain the non-monotonic result by the option convexity. As we explain in the last of Section 3.1, due to the option convexity, a higher  $\sigma$  increases the option value of default more than the option value of selling out. For  $\sigma \in [0.175, 0.223]$ , the high-cost firm chooses to default under symmetric information, and hence, a higher  $\sigma$  increases the first-best value more than the imitation value. Thus, a higher  $\sigma$  mitigates ICC for  $\sigma \in [0.175, 0.223]$ . On the other hand, for  $\sigma \in [0.1, 0.175]$ , the high-cost firm chooses to sell out under symmetric information. Due to the size effect, a higher  $\sigma$  increases the imitation value more than the first-best value. Thus, a higher  $\sigma$  tightens ICC for  $\sigma \in [0.1, 0.175]$ . We can also see that as in the bottom right panels of Figures 2 and 3,  $D_L^*(x) - D_L^{**}(x)$  is much higher

than  $E_L^*(x) - E_L^{**}(x)$  in Case (IV), that is, debt holders suffer much greater losses due to the distortion in the bankruptcy choice than shareholders do.

#### 4.1.4 Effects of bankruptcy cost $\alpha$

As seen in the bottom right panels of Figures 2–4, we find that in Case (IV), debt holders pay rather high informational costs compared to equity holders. We wonder if bankruptcy cost  $\alpha = 0.3$  causes this result because the post-default asset value falls to  $(1 - \alpha)$  times the pre-default value. In this subsection, we investigate the effects of  $\alpha$  on the debt value and informational costs. Figure 5 shows the debt values and informational costs with varying levels of bankruptcy cost  $\alpha$ . To focus on Case (IV), we set  $\theta = 12.5$ . We set the other parameter values besides  $\alpha$  and  $\theta$  in Table 1. We omit equity values and bankruptcy triggers, which are independent of  $\alpha$ .

In the right panel, we find that  $D_L^*(x) - D_L^{**}(x) > E_L^*(x) - E_L^{**}(x)$  holds, even for  $\alpha = 0$ , and that  $D_L^*(x) - D_L^{**}(x)$  increases linearly with  $\alpha$ . For a realistic  $\alpha \in [0.1, 0.5]$ ,  $D_L^*(x) - D_L^{**}(x)$  is much higher than  $E_L^*(x) - E_L^{**}(x)$ . In conclusion, we argue that debt holders pay much higher informational costs than shareholders when under asymmetric information, shareholders change the bankruptcy choice from selling out to default. Although we assume that shareholders cannot directly transmit asset quality to outsiders, we now suppose that they can inform outsiders of asset quality with a transmission cost. In such a case, shareholders transmit asset quality and sell the firm to outsiders if and only if the transmission cost is lower than  $E_L^*(x) - E_L^{**}(x)$ . However, shareholders do not care about the debt holders' informational cost  $D_L^*(x) - D_L^{**}(x)$ . Then, shareholders can greatly damage debt holders by choosing default in their self-interest.

In this study, we do not consider renegotiation between equity and debt holders. In reality, however, debt holders may negotiate with shareholders to sell the firm at trigger  $x_{L,2}$  without formal bankruptcy to save the bankruptcy costs associated with ownership changes. In such a case, debt holders may be able to decrease the informational cost to  $D_L^*(x) - D_L^{**}(x)$  with  $\alpha = 0$ , but they are likely to pay a renegotiation cost.

## 4.2 Testable implications and related empirical findings

Our analysis in the model yields several new predictions. We summarize them here.

1. Firms sell out later to signal asset quality to outsiders.
2. Firms with more debt can incur lower signaling costs and sell out earlier.
3. Firms with higher asset values can incur higher signaling costs and sell out later.
4. Asymmetric information can change the bankruptcy choice from selling out to liquidation bankruptcy.
5. In liquidation bankruptcy triggered by asymmetric information, debt holders suffer severe losses, while shareholders suffer limited losses.

Predictions 1–3 discuss asset sales timing, while predictions 4 and 5 discuss liquidation bankruptcy stemming from asymmetric information. Predictions 2 and 3 have not been tested in prior studies to date. Adelino, Gerardi, and Hartman-Glaser (2017) find a positive relation between time-to-sale and mortgage performance. Although they examine privately-securitized mortgages instead of distressed firms, their empirical evidence supports prediction 1, that is, informed sellers can signal quality and obtain higher prices by delaying sales.

We can also find empirical evidence consistent with predictions 4 and 5. For example, Hotchkiss and Mooradian (1998), Stromberg (2000), and Thorburn (2000) show that distressed firms are likely to be acquired by well-informed firms, including former owners. This is in line with prediction 4 that the firm is more likely to sell out under symmetric information than under asymmetric information. Furthermore, Stromberg (2000) shows that asset sales to industry outsiders decrease sales prices, while Thorburn (2000) demonstrates that debt holders recover more when former owners buy back firms. These findings support predictions 3 and 4 that asymmetric information can lead to liquidation bankruptcy, where the firm sells the assets at depressed prices, and debt holders suffer severe losses. On the other hand, the empirical literature has not tested how equity- and debt holders share informational costs due to asymmetric information.

## 5 Conclusion

In this study, we examined corporate bankruptcy decisions in a contingent claim model. We reveal how asymmetric information about asset quality between a firm’s insiders and outsiders affects the bankruptcy choice between selling out and default, their timing, and the debt and equity values. This paper contributes to the literature on dynamic bankruptcy models, the asset sales of distressed firms, and dynamic signaling games by showing the following novel results.

The low-cost firm can delay the sales timing to signal asset quality to outsiders. This result suggests that distressed firms can potentially avoid fire sales by delaying asset sales. In contrast to the standard results, more debt and lower asset value can accelerate the low-cost firm’s asset sales timing because they reduce the high-cost firm’s incentive to imitate the low-cost firm. When the signaling cost in asset sales is higher than the direct cost, that is, the asset value minus the face value of debt, the low-cost firm changes the bankruptcy choice from selling out to liquidation bankruptcy, which greatly lowers the firm value. In this case, debt holders suffer severe losses, although shareholders suffer limited losses. The existing literature does not report such results, and they can account for several empirical findings.

## A Proof of Proposition 1

By the first order condition in (2), we have (5) and (6). Similarly, by the first order condition in (3), we have (7) and (8). The inequality (6)  $\geq$  (8) is equivalent to

$$\begin{aligned} & \left(\frac{1}{x_{i,1}}\right)^\gamma \left(\frac{(a-1)x_{i,1}}{r-\mu} + \frac{(1-b)w_i}{r} + \theta\right) \geq \left(\frac{1}{x_{i,2}}\right)^\gamma \left(-\frac{x_{i,2}}{r-\mu} + \frac{w_i+C}{r}\right) \\ \Leftrightarrow & \left(\frac{1-a}{(1-b)w_i+r\theta}\right)^\gamma \left(\frac{(1-b)w_i}{r} + \theta\right) \geq \left(\frac{1}{w_i+C}\right)^\gamma \frac{w_i+C}{r} \\ \Leftrightarrow & (4). \end{aligned}$$

Suppose that (4) does not hold. By the discussion above, the firm chooses to default at the default trigger  $x_{i,2}$  defined by (7). Now, we can derive the debt value at the default trigger  $x_{i,2}$  as follows:

$$\begin{aligned} & \sup_T \mathbb{E}_{x_{i,2}} \left[ \int_0^T e^{-rt} (1-\alpha)(X(t) - w_i) dt + e^{-rT} (1-\alpha) \left( \frac{aX(T)}{r-\mu} - \frac{bw_i}{r} + \theta \right) \right] \\ = & (1-\alpha) \left( \frac{x_{i,2}}{r-\mu} - \frac{w_i}{r} + \sup_T \mathbb{E} \left[ e^{-rT} \left( \frac{(a-1)X(T)}{r-\mu} + \frac{(1-b)w_i}{r} + \theta \right) \right] \right) \\ = & (1-\alpha) \left( \frac{x_{i,2}}{r-\mu} - \frac{w_i}{r} + \sup_{\tilde{x}(\leq x_{i,2})} \left( \frac{x_{i,2}}{\tilde{x}} \right)^\gamma \left( \frac{(a-1)\tilde{x}}{r-\mu} + \frac{(1-b)w_i}{r} + \theta \right) \right) \\ = & \begin{cases} (1-\alpha) \left( \frac{ax_{i,2}}{r-\mu} - \frac{bw_i}{r} + \theta \right) & (x_{i,2} \leq x_{i,1}) \\ (1-\alpha) \left( \frac{x_{i,2}}{r-\mu} - \frac{w_i}{r} + \left( \frac{x_{i,2}}{x_{i,1}} \right)^\gamma \left( \frac{(a-1)x_{i,1}}{r-\mu} + \frac{(1-b)w_i}{r} + \theta \right) \right) & (x_{i,2} > x_{i,1}), \end{cases} \end{aligned} \tag{18}$$

where in (18),  $x_{i,1}$  and  $x_{i,2}$  are defined by (5) and (7), respectively. Equation (18) means that the former debt holders sell the total assets instantly after taking over the firm if and only if  $x_{i,2} \leq x_{i,1}$  holds. By (5) and (7), we have

$$\frac{x_{i,2}}{x_{i,1}} = (1-a) \frac{w_i+C}{(1-b)w_i+r\theta}. \tag{19}$$

By (19) and the upper equation in (18), we can derive the debt values (10) if (9) holds. By (19) and the lower equation in (18), we can derive the debt values (11) if (9) does not hold. The proof is complete.

## B The proof of $D_{i,2}(x) < C/r$ under symmetric information.

Because  $\alpha > 0$ , we have

$$E_{i,1}(x) + D_{i,1}(x) \geq E_{i,2}(x) + D_{i,2}(x). \tag{20}$$

By substituting  $D_{i,1}(x) = C/r$  into (20), we have

$$D_{i,2}(x) \leq E_{i,1}(x) - E_{i,2}(x) + C/r. \quad (21)$$

Suppose that (4) does not hold, that is, the firm chooses to default. In this case, we have  $E_{i,1}(x) < E_{i,2}(x)$ , and hence, by (21), we have  $D_{i,2}(x) < C/r$ .

## C Proof of Proposition 3.

**Case (II):**  $x_{L,1}$  is the solution to the unconstrained problem (2). When  $x_{L,1}$  satisfies (14),  $x_{L,1}$  is the solution to problem (13) subject to (14).

**Case (III):** In the binding case, the optimal solution to problem (13) subject to (14) is equal to (14). By equating (14), we obtain two candidates  $x_L^s \in (0, x_{L,1})$  and  $\tilde{x}_L^s (> x_{L,1})$  for the optimal solution, where

$$\left(\frac{1}{x_L^s}\right)^\gamma \left(\frac{(a-1)x_L^s}{r-\mu} + \frac{w_H - bw_L}{r} + \theta\right) \quad (22)$$

$$= \left(\frac{1}{\tilde{x}_L^s}\right)^\gamma \left(\frac{(a-1)\tilde{x}_L^s}{r-\mu} + \frac{w_H - bw_L}{r} + \theta\right) \quad (23)$$

$$= \max\left\{\left(\frac{1}{x_{H,1}}\right)^\gamma \left(\frac{(a-1)x_{H,1}}{r-\mu} + \frac{(1-b)w_H}{r} + \theta\right), \left(\frac{1}{x_{H,2}}\right)^\gamma \left(-\frac{x_{H,2}}{r-\mu} + \frac{w_H + C}{r}\right)\right\}$$

holds. Using (22) = (23), we have

$$\left(\frac{1}{x_L^s}\right)^\gamma \left(\frac{(a-1)x_L^s}{r-\mu} + \frac{(1-b)w_L}{r} + \theta\right) \quad (24)$$

$$\begin{aligned} &= \left(\frac{1}{x_L^s}\right)^\gamma \left(\frac{(a-1)x_L^s}{r-\mu} + \frac{w_H - bw_L}{r} + \theta\right) - \left(\frac{1}{x_L^s}\right)^\gamma \frac{w_H - w_L}{r} \\ &= \left(\frac{1}{\tilde{x}_L^s}\right)^\gamma \left(\frac{(a-1)\tilde{x}_L^s}{r-\mu} + \frac{w_H - bw_L}{r} + \theta\right) - \left(\frac{1}{x_L^s}\right)^\gamma \frac{w_H - w_L}{r} \\ &> \left(\frac{1}{\tilde{x}_L^s}\right)^\gamma \left(\frac{(a-1)\tilde{x}_L^s}{r-\mu} + \frac{w_H - bw_L}{r} + \theta\right) - \left(\frac{1}{\tilde{x}_L^s}\right)^\gamma \frac{w_H - w_L}{r} \end{aligned} \quad (25)$$

$$= \left(\frac{1}{\tilde{x}_L^s}\right)^\gamma \left(\frac{(a-1)\tilde{x}_L^s}{r-\mu} + \frac{(1-b)w_L}{r} + \theta\right), \quad (26)$$

where we use  $x_L^s < \tilde{x}_L^s$  and  $\gamma < 0$  in (25). Because (24) > (26), the objective value for  $x_L^s$  in the constrained problem (13) is higher than the objective value for  $\tilde{x}_L^s$ . Then,  $x_L^s$  is the optimal solution.

By (16), we have

$$\begin{aligned} E_L^s(x) &= \frac{x}{r-\mu} - \frac{w_L + C}{r} + \left(\frac{x}{x_L^s}\right)^\gamma \left(\frac{(a-1)x_L^s}{r-\mu} + \frac{(1-b)w_L}{r} + \theta\right) \\ &\geq \frac{x}{r-\mu} - \frac{w_L + C}{r} + \left(\frac{x}{x_{L,2}}\right)^\gamma \left(-\frac{x_{L,2}}{r-\mu} + \frac{w_L + C}{r}\right) \\ &= E_{L,2}(x). \end{aligned}$$

Then, shareholders prefer to sell out at the trigger  $x_L^s$ . In the sales case, the debt is riskless.

**Case (IV):** When (16) does not hold, we have  $E_L^s(x) < E_{L,2}(x)$ . Then, shareholders prefer to default at the trigger  $x_{L,2}$ . Because (12) does not hold in Case (IV), we have

$$\frac{w_L + C}{(1-b)w_L + r\theta} \leq \left(\frac{1}{1-a}\right)^{\frac{-\gamma}{1-\gamma}} \leq \frac{1}{1-a}, \quad (27)$$

which leads to  $x_{L,2} \leq x_{L,1}$  (liquidation bankruptcy). Then, we have the equity and debt values,  $E_{L,2}(x)$  and  $D_{L,2}(x)$  defined by (8) and (10), respectively. The proof is complete.

## References

- Adelino, M., K. Gerardi, and B. Hartman-Glaser, 2017, Are lemons sold first? Dynamic signaling in the mortgage market, Discussion Paper, American Finance Association Annual Meeting.
- Akerlof, G., 1970, The market for lemons: Quality uncertainty and the market mechanism, *Quarterly Journal of Economics* 84, 488–500.
- Black, F., and J. Cox, 1976, Valuing corporate securities: Some effects of bond indenture provisions, *Journal of Finance* 31, 351–367.
- Bris, A., I. Welch, and N. Zhu, 2006, The costs of bankruptcy: Chapter 7 liquidation versus chapter 11 reorganization, *Journal of Finance* 61, 1253–1303.
- Broadie, M., M. Chernov, and S. Sundaresan, 2007, Optimal debt and equity values in the presence of chapter 7 and chapter 11, *Journal of Finance* 62, 1341–1377.
- Bustamante, M., 2012, The dynamics of going public, *Review of Finance* 16, 577–618.
- Cho, I., and D. Kreps, 1987, Signaling games and stable equilibria, *Quarterly Journal of Economics* 102, 179–221.
- Christensen, P., C. Flor, D. Lando, and K. Miltersen, 2014, Dynamic capital structure with callable debt and debt renegotiations, *Journal of Corporate Finance* 29, 644–661.
- Correia, R., and J. Poblacion, 2015, A structural model with explicit distress, *Journal of Banking and Finance* 58, 112–130.
- Daley, B., and B. Green, 2012, Waiting for news in the market for lemons, *Econometrica* 80, 1433–1504.
- Décamps, J., T. Mariotti, and S. Villeneuve, 2006, Irreversible investment in alternative projects, *Economic Theory* 28, 425–448.
- Dixit, A., and R. Pindyck, 1994, *Investment Under Uncertainty* (Princeton University Press: Princeton).



- Eckbo, B., and K. Thorburn, 2008, Automatic bankruptcy auctions and fire-sales, *Journal of Financial Economics* 89, 404–422.
- Fan, H., and S. Sundaresan, 2000, Debt valuation, renegotiation, and optimal dividend policy, *Review of Financial Studies* 13, 1057–1099.
- Francois, P., and E. Morellec, 2004, Capital structure and asset prices: Some effects of bankruptcy procedures, *Journal of Business* 77, 387–411.
- Fuchs, W., B. Green, and D. Papanikolaou, 2016, Adverse selection, slow-moving capital, and misallocation, *Journal of Financial Economics* 120, 286–308.
- Fuchs, W., and A. Skrzypacz, 2013, Costs and benefits of dynamic trading in a lemons market, Discussion Paper, Stanford University.
- Gilson, S., E. Hotchkiss, and R. Ruback, 2000, Valuation of bankrupt firms, *Review of Financial Studies* 13, 43–74.
- Goldstein, R., N. Ju, and H. Leland, 2001, An EBIT-based model of dynamic capital structure, *Journal of Business* 74, 483–512.
- Grenadier, S., and A. Malenko, 2011, Real options signaling games with applications to corporate finance, *Review of Financial Studies* 24, 3993–4036.
- Gryglewicz, S., 2011, A theory of corporate financial decisions with liquidity and solvency concerns, *Journal of Financial Economics* 99, 365–384.
- Hotchkiss, E., K. John, R. Mooradian, and K. Thorburn, 2008, Bankruptcy and the resolution of financial distress, Available at SSRN: 1086942.
- Hotchkiss, E., and R. Mooradian, 1998, Acquisitions as a means of restructuring firms in chapter 11, *Journal of Financial Intermediation* 7, 240–262.
- Janssen, M., and S. Roy, 2002, Dynamic trading in a durable good market with asymmetric information, *International Economic Review* 43, 257–282.
- Jensen, M., and W. Meckling, 1976, Theory of the firm: Managerial behavior, agency costs and ownership structure, *Journal of Financial Economics* 3, 305–360.
- Kort, P., P. Murto, and G. Pawlina, 2010, Uncertainty and stepwise investment, *European Journal of Operational Research* 202, 196–203.
- Lambrecht, B., 2001, The impact of debt financing on entry and exit in a duopoly, *Review of Financial Studies* 14, 765–804.
- Lambrecht, B., and S. Myers, 2008, Debt and managerial rents in a real-options model of the firm, *Journal of Financial Economics* 89, 209–231.
- Leland, H., 1994, Corporate debt value, bond covenants, and optimal capital structure, *Journal of Finance* 49, 1213–1252.
- Maksimovic, V., and G. Phillips, 1998, Asset efficiency and reallocation decisions of bankrupt firms, *Journal of Finance* 53, 1495–1532.

- Mella-Barral, P., 1999, The dynamics of default and debt reorganization, *Review of Financial Studies* 12, 535–578.
- Mella-Barral, P., and W. Perraudin, 1997, Strategic debt service, *Journal of Finance* 52, 531–556.
- Moraux, F., and F. Silaghi, 2014, Inside debt renegotiation: Optimal debt reduction, timing and the number of rounds, *Journal of Corporate Finance* 27, 269–295.
- Morellec, E., and N. Schürhoff, 2011, Corporate investment and financing under asymmetric information, *Journal of Financial Economics* 99, 262–288.
- Nishihara, M., and T. Shibata, 2016, Asset sale, debt restructuring, and liquidation, *Journal of Economic Dynamics and Control* 67, 73–92.
- Nishihara, M., and T. Shibata, 2017, Default and liquidation timing under asymmetric information, *European Journal of Operational Research* 263, 321–336.
- Povel, P., and R. Singh, 2006, Sale-backs in bankruptcy, *Journal of Law, Economics, and Organization* 23, 710–730.
- Pulvino, T., 1998, Do asset fire sales exist? An empirical investigation of commercial aircraft transactions, *Journal of Finance* 53, 939–978.
- Shibata, T., and M. Nishihara, 2010, Dynamic investment and capital structure under manager-shareholder conflict, *Journal of Economic Dynamics and Control* 34, 158–178.
- Shibata, T., and M. Nishihara, 2015, Investment-based financing constraints and debt renegotiation, *Journal of Banking and Finance* 51, 79–92.
- Shleifer, A., and R. Vishny, 1992, Liquidation values and debt capacity: A market equilibrium approach, *Journal of Finance* 47, 1343–1366.
- Stromberg, P., 2000, Conflicts of interest and market illiquidity in bankruptcy auctions: Theory and tests, *Journal of Finance* 55, 2461–2492.
- Sundaresan, S., and N. Wang, 2007, Investment under uncertainty with strategic debt service, *American Economic Review, Papers & Proceedings* 97, 256–261.
- Thorburn, K., 2000, Bankruptcy auctions: Costs, debt recovery, and firm survival, *Journal of Financial Economics* 58, 337–368.

Table 1: Baseline parameter values.

$r$	$\mu$	$\sigma$	$x$	$w_H$	$w_L$	$q$	$a$	$b$	$\theta$	$\alpha$	$C$
0.06	0.01	0.2	2	1	0.5	0.5	0.5	0.5	13	0.3	1

Table 2: Baseline results.

$x_{L,1}$	$x_L^s$	$x_{H,2}$	$E_L^*(x)$	$E_L^{**}(x)$	$E_H^*(x)$	$D_L^*(x)$	$D_L^{**}(x)$	$D_H^*(x)$
1.03	0.851	1.28	17.538	17.402	11.381	16.667	16.667	14.404

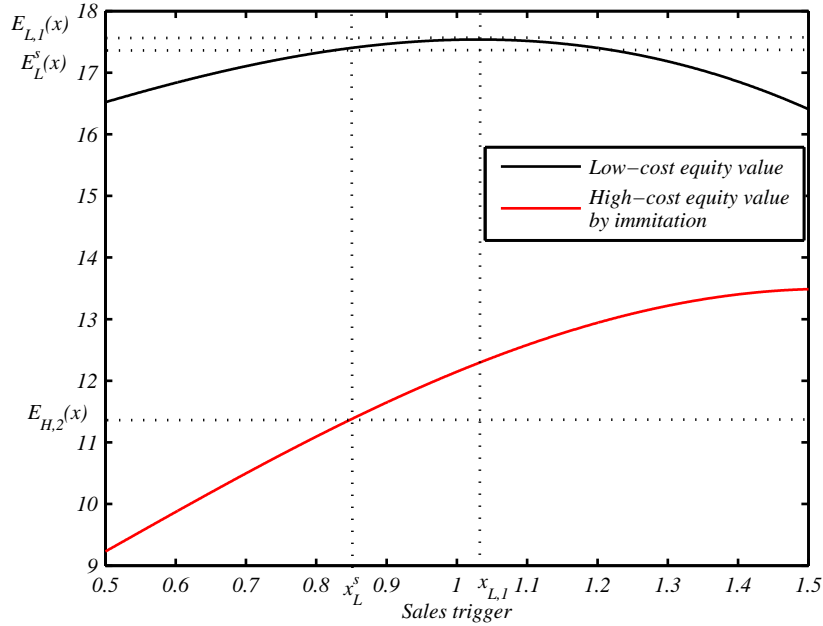


Figure 1: The low-cost firm's equity value and high-cost firm's imitation value as functions of the sales trigger in Case (III) of Proposition 3. The figure illustrates how to determine the sales trigger  $x_L^s$  and the equity value  $E_L^s(x)$  in the separating equilibrium. The parameter values are set in Table 1, where  $\max\{E_{H,1}(x), E_{H,2}(x)\} = E_{H,2}(x)$  holds.

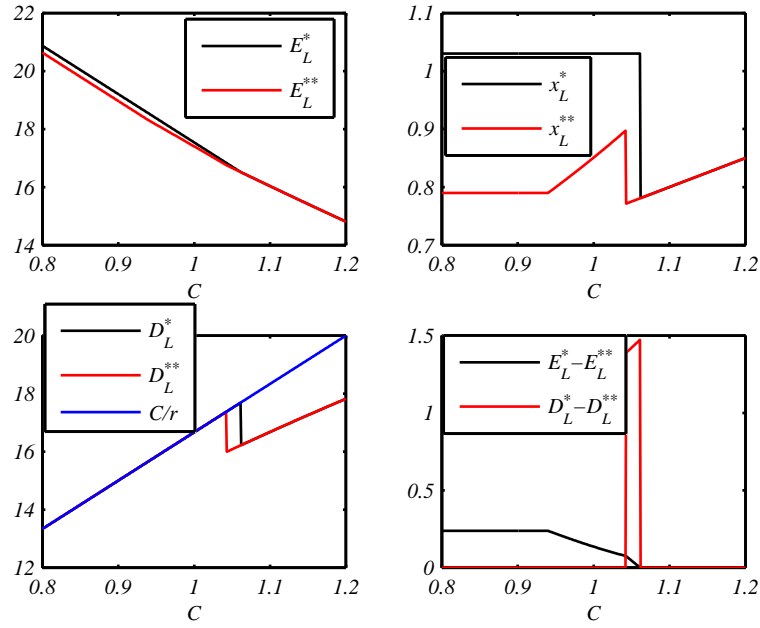


Figure 2: Comparative statics with respect to  $C$ . The other parameter values are set in Table 1. Cases (III), (IV), and (I) hold for  $C \leq 1.04$ ,  $C \in (1.04, 1.06]$ , and  $C > 1.06$ , respectively.

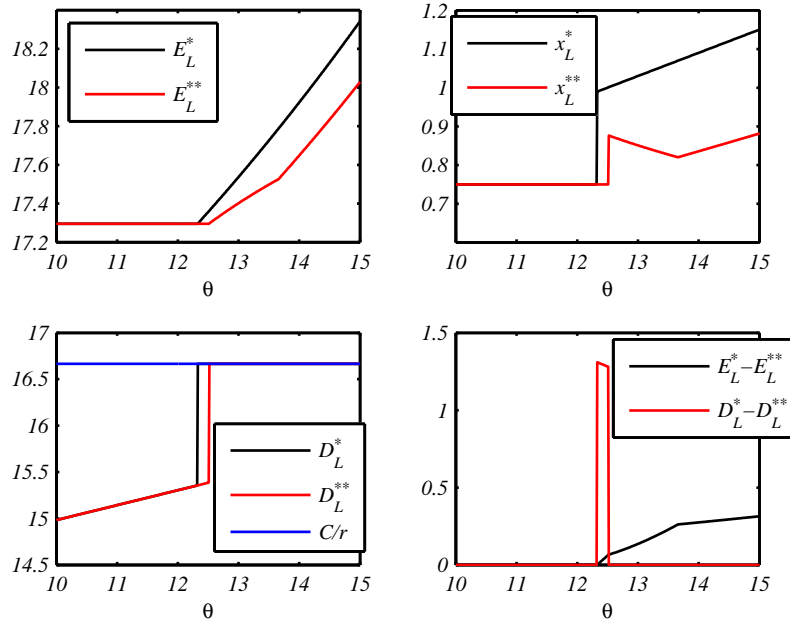


Figure 3: Comparative statics with respect to  $\theta$ . The other parameter values are set in Table 1. Cases (I), (IV), and (III) hold for  $\theta < 12.32$ ,  $\theta \in (12.32, 12.52]$ , and  $\theta > 12.52$ , respectively.

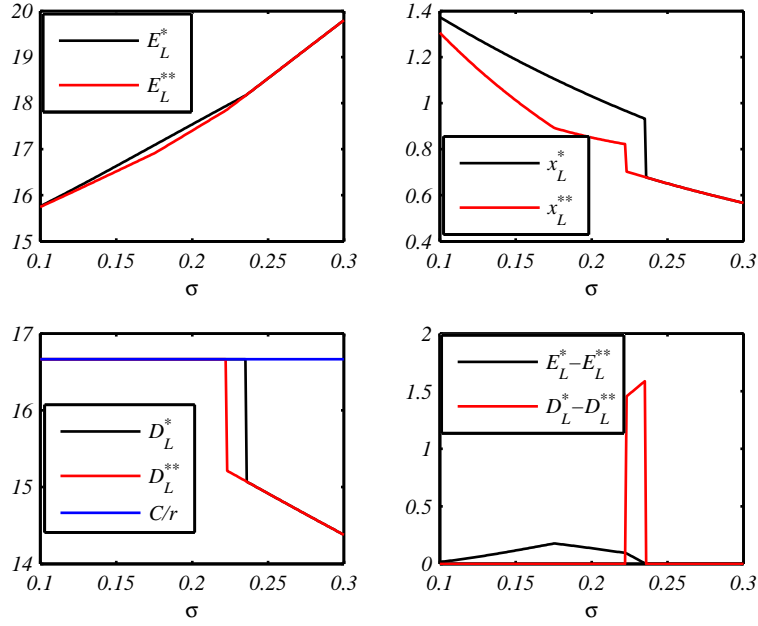


Figure 4: Comparative statics with respect to  $\sigma$ . The other parameter values are set in Table 1. Cases (III), (IV), and (I) hold for  $\sigma \leq 0.223$ ,  $\sigma \in (0.223, 0.236]$ , and  $\sigma > 0.236$ , respectively.

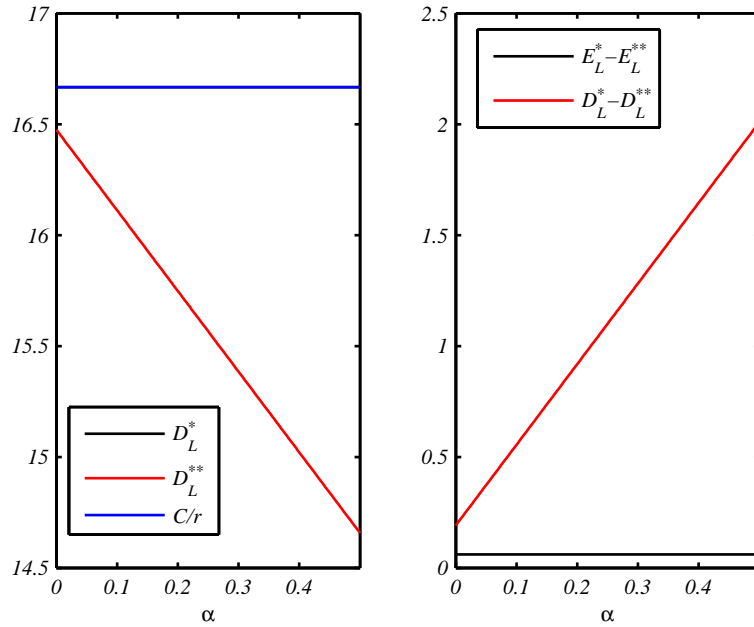


Figure 5: Comparative statics with respect to  $\alpha$  in Case (IV) of Proposition 3. To focus on Case (IV), we set  $\theta = 12.5$ . The other parameter values are set in Table 1.